







RESPONSE

- Solid Maple Hardwood Frame
- All OCI Standard Wood Finishes
- Available
- Custom Wood Finishes Available
- Upon Request - Add \$195 Net Per 4
- 3 Different Gangable Tables And 4
- Different Free Standing Tables
- New Round Corner Connecting Table With Retractable Folding Rear Leg
- Multiple Configurations Of Chairs And Tables For Lobby
- Two Seat Settee Option
- TB133 Compliant (Optional Up-Charge)
- 470 - 300lb Test Rating
- 472 - 500lb Test Rating
- Bariatric Option - 500lb Capacity

MODEL #	FABRIC GRADES / LEATHER GRADES									
	1 COM	2	3 COL	4	5	6	7	8	L1	L2
470 Guest Chair  Dimensions Seat Height: 19.25 Seat Width: 20.25 Seat Depth: 20.25 Arm Height: 27 Overall Width: 23.75 Overall Depth: 26 Overall Height: 33.5 COM: 1.5 yds Carton: 17 Cu. Ft. Shipping Information 33# (44# cartoned) TB133: \$114	842	877	922	985	1042	1077	1112	1157	N/A	1385
472 Settee  Dimensions Seat Height: 19.25 Seat Width: 45.5 Seat Depth: 20.25 Arm Height: 27 Overall Width: 49.25 Overall Depth: 26 Overall Height: 33.5 COM: 2.25 yards Carton: 26 Cu. Ft. Shipping Information 60# (71# cartoned) TB133: \$228	1535	1630	1705	1745	1790	1835	1880	1925	N/A	2280
474 Bariatric Chair  Dimensions Seat Height: 19.25 Seat Width: 28 Seat Depth: 20.5 Arm Height: 27 Overall Width: 31.75 Overall Depth: 26 Overall Height: 33.5 COM: 2.25 yards Carton: 25 Cu. Ft. Shipping Information 46# (58# cartoned) TB133: \$228 500lb Capacity	1675	1770	1845	1885	1930	1975	2020	2065	N/A	2420
T2121 RCT Round Corner Table  Dimensions 21 x 21 - 90° corner Carton: 5 Cu. Ft. Shipping Information 27# (32# cartoned) When specifying, you need to allow 36" x 36" in corner See Page 7 for other Connecting Tables	1255									

Response Spacer 120

IMPORTANT: When connecting chairs and or tables, you must specify:

LS - Left side sitting RS - Right side sitting LRS - Left and Right side sitting

Special size tables can be specified at an additional cost, starting from \$50 Net. Call OCI for more information. Standard upcharge for contrasting material combinations- you must use the higher grade material. If combining materials in the same grade, add \$60 List.

OCI Finishes: Mahogany, Summit Cherry, Dark Cherry, Clear Maple, Pacific Cherry, OFS Cherry, Summit Maple, OCI Jade, OCI Espresso, Walnut, Cognac, OCI Light Cherry, Black Lacquer, CI Honey, CI Cherry, OCI Café

ORDERING INFORMATION


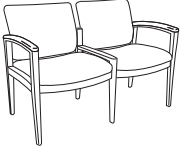


Specify model number, upholstery selection and wood finish

* When ordering lobby configurations, please enclose a seating layout or sketch with your order



RESPONSE

- Solid Maple Hardwood Frame With
- Poly Arm Cap
- All OCI Standard Wood Finishes
- Available
- Custom Wood Finishes Available
- Upon Request - Add \$195 Net Per
- Color Per Order
- 3 Different Gangable Tables And 4
- Different Free Standing Tables
- New Round Corner Connecting Table With Retractable Folding Rear Leg
- Multiple Configurations Of Chairs And Tables For Lobby
- Two Seat Settee Option
- TB133 Compliant (Optional Up-Charge)
- 480 - 300lb Test Rating
- 482 - 500lb Test Rating
- Bariatric Option - 500lb Capacity

MODEL #	FABRIC GRADES / LEATHER GRADES										
	1 COM	2	3 COL	4	5	6	7	8	L1	L2	
480 Guest Chair With Poly Cap 	Dimensions Seat Height: 19.25 Seat Width: 20.25 Seat Depth: 20.25 Arm Height: 27 Overall Width: 23.75 Overall Depth: 26 Overall Height: 33.5 COM: 1.5 yds Carton: 17 Cu. Ft. Shipping Information 33# (44# cartoned) TB133: \$114	975	1010	1055	1118	1175	1210	1245	1290	N/A	1518
482 Settee With Poly Cap 	Dimensions Seat Height: 19.25 Seat Width: 45.5 Seat Depth: 20.25 Arm Height: 27 Overall Width: 49.25 Overall Depth: 26 Overall Height: 33.5 COM: 2.25 yards Carton: 26 Cu. Ft. Shipping Information 60# (71# cartoned) TB133: \$228	1678	1773	1848	1888	1933	1978	2023	2068	N/A	2423
484 Bariatric Chair With Poly Cap 	Dimensions Seat Height: 19.25 Seat Width: 28 Seat Depth: 20.5 Arm Height: 27 Overall Width: 31.75 Overall Depth: 26 Overall Height: 33.5 COM: 2.25 yards Carton: 25 Cu. Ft. Shipping Information 46# (58# cartoned) TB133: \$228 500lb Capacity	1807	1902	1977	2017	2062	2107	2152	2197	N/A	2552
T2121 RCT Round Corner Table 	Dimensions 21 x 21 - 90° corner Carton: 5 Cu. Ft. Shipping Information 27# (32# cartoned)	1255									
When specifying, you need to allow 36" x 36" in corner											
See Page 7 for other Connecting Tables											

Response Spacer 120

IMPORTANT: When connecting chairs and or tables, you must specify:

LS - Left side sitting RS - Right side sitting LRS - Left and Right side sitting

Special size tables can be specified at an additional cost, starting from \$50 Net. Call OCI for more information. Standard upcharge for contrasting material combinations- you must use the higher grade material. If combining materials in the same grade, add \$60 List.

OCI Finishes: Mahogany, Summit Cherry, Dark Cherry, Clear Maple, Pacific Cherry, OFS Cherry, Summit Maple, OCI Jade, OCI Espresso, Walnut, Cognac, OCI Light Cherry, Black Lacquer, CI Honey, CI Cherry, OCI Café

ORDERING INFORMATION

Specify model number, upholstery selection and wood finish

* When ordering lobby configurations, please enclose a seating layout or sketch with your order